



NORDIC SPRUCE DIVERSIFIES VISUALITY

Lunawood offers a wide selection of Nordic Spruce Thermowood® profiles for decorative surfaces in exterior and interior use.

The high quality of Lunawood Thermowood® starts from the raw material. Knowing the origin of our raw material is a basic requirement for us and that is why we use wood that comes from certified Nordic forests only. Along with our beautiful Thermowood Pine products, we are offering a wider selection of Spruce profiles.

Our Thermowood Spruce and Pine products are technically the same high quality. The difference lies in the visual aspects. Where there are large sound knots with standard intervals in pine, the knots in spruce are smaller and more scattered.

TECHNICAL BENEFITS OF THERMOWOOD® SPRUCE PRODUCTS:

- The large proportion of heartwood allows to use the sap side as using side
- Straight grain structure of spruce reduces de-lamination
- Small knot size
- The long live-knotted section of the stem enables wider dimension











PRIVATE HOUSE MADEIRA
Architect: Carla Vieira architects
Photo: Carla Vieira architects
2019



MONT BLANC HOTEL
Architect: Mareiner Holz
Photo: Mareiner Holz
2008

LUNAWOOD NORDIC SPRUCE PRODUCTS

Following profiles are included in our Product Portfolio and thus in our stocking program. If you like to have other Nordic Spruce profiles, please contact your local Lunawood representative.

PROFILE	PRODUCT	m/m ²	LENGHT(m)	FACADE	INTERIOR	DECKING
	Luna UTV 19x140 NEW	7,69 m	3,9 - 5,1	✓	✓	
	Luna TGV 19x140	7,69 m	3,6 - 5,1	✓	✓	
	Luna TGV 21x142 Fine Sawn	7,57 m	3,6 - 5,1	✓		
	Luna UTL 26x142 Hidden Nailing	8,26 m	3,6 - 5,1	✓		
	Luna Triple Shadow 32x140	7,57 m	3,0 - 5,4	✓	✓	
	Luna TGV 17x188	5,63 m	3,9 - 5,4		✓	
	Luna Deck 2 Profix 2 26x140 NEW	6,58 m	3,6 - 5,1			✓
	Luna Deck 2 Profix 3 32x166 NEW	5,81 m	3,9 - 5,4			✓



LUNAWOOD.COM