



Humletorp by Anders Holmberg
Photo: Kajsa Müllersdorf

LUNA PANEL SYSTEM

The Luna Panel System is a product family that allows to create an original rhythm and texture by playing with the different widths and thicknesses of the products. The outlook of Luna Panel System is vivid and authentic, yet modern.

Luna Panel System profiles of sustainable Nordic Pine, have a contemporary, straight edge. They create a sophisticated 3 mm shadow line between the panels. The concealed fastening completes the stylish result. Luna Panel System can be installed horizontally and vertically. The products can be used indoors and outdoors.


BENEFITS OF LUNA PANEL SYSTEM

- Contemporary design with vivid Nordic Pine
- Four widths and two thicknesses give freedom to design own patterns
- Can be installed horizontally and vertically
- Suitable for both indoor and outdoor use



LUNA PANEL SYSTEM

Luna Panel System 19x68



Specie	Nordic Pine
Class	LunaThermo-D
Lengths	3,0-4,8 m
m ²	17,54 m




Luna Panel System 19x117



Specie	Nordic Pine
Class	LunaThermo-D
Lengths	3,0 / 3,6-5,1 m
m ²	9,43 m



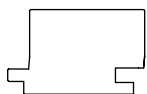
Luna Panel System 19x165



Specie	Nordic Pine
Class	LunaThermo-D
Lengths	3,6-5,4 m
m ²	5,75 m



Luna Panel System 42x68*

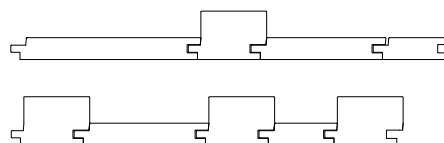
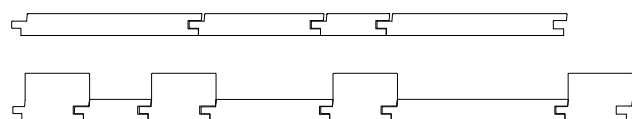


Specie	Nordic Pine
Class	LunaThermo-D
Lengths	3,0 / 3,6-4,2 m
m ²	18,34 m



*Vertical installation only.

INSPIRATION FOR THE DESIGN



Look at specific installation guideline from LUNAWOOD.COM