


Locally Crafted – Nordic Design: The North America Collection



Harvested from renewable forests in the USA and modified with over 20 years of expertise, Lunawood's North America Collection combines local craftsmanship with timeless Nordic design. The new Collection features premium products made from thermally modified Yellow Poplar and White Ash, enhanced completely without chemicals. Designed to meet the highest standards of technical performance and aesthetic appeal, Lunawood brings a touch of nature to all spaces, even in the most demanding environments.








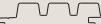










Luna Panel System 1x6 Yellow Poplar

Crafted at our mill in Georgia from the finest hardwoods, we enhance Yellow Poplar and White Ash into premium cladding, decking, and batten products—perfectly suited for both exterior and interior applications.

Yellow Poplar offers excellent dimensional stability and durability, making it an ideal choice for facades and interior applications where precision and longevity are paramount. Its clear appearance provides a modern aesthetic that blends effortlessly with both contemporary and traditional designs.

White Ash, renowned for its superior strength and premium appearance, delivers exceptional resistance to wear, even in the most demanding environmental conditions. This makes it an excellent choice for decking and other heavy-use applications. The vivid grain patterns of Ash add a touch of natural elegance, creating visually stunning outdoor spaces.

North America Collection

Claddings and panelling		Length (ft)	ft/sqft	Dimensions (mm)	Length (m)	m/m²
	Luna Pure HN 1x6 White Ash	6' - 12'	2.57	20 x 140	1,85-3,7	8,42
Luna Panel System product family		Length (ft)	ft/sqft	Dimensions (mm)	Length (m)	m/m²
	Luna Panel System HN 1x4 Yellow Poplar	6' - 16'	4.15	19 x 89	1,85-4,9	14,22
	Luna Panel System HN 1x6 Yellow Poplar	6' - 16'	2.52	19 x 140	1,85-4,9	8,26
	Luna Panel System HN 6/4x3 Yellow Poplar	6' - 16'	6.31	32 x 64	1,85-4,9	20,70
Lunawood 3D-look products		Length (ft)	ft/sqft	Dimensions (mm)	Length (m)	m/m²
	Luna Triple HN 5/4x6 White Ash	6' - 12'	2.46	26 x 140	1,85-3,7	8,06
	Luna Triple HN 6/4x6 Yellow Poplar	6' - 16'	2.46	32 x 140	1,85-4,9	8,06
Flooring		Length (ft)	ft/sqft	Dimensions (mm)	Length (m)	m/m²
	Luna Flooring 5/4x4 White Ash	6' - 12'	3.43	26 x 89	1,85-3,7	11,25
Battens		Length (ft)	ft/sqft	Dimensions (mm)	Length (m)	m/m²
	Luna Batten 1x4 White Ash	6' - 12'	2.82	19 x 89	1,85-3,7	10,16
	Luna Batten 1x6 Yellow Poplar	6' - 16'	1.92	19 x 140	1,85-4,9	6,70
	Luna Batten 2x2 Yellow Poplar	6' - 16'	5.33	38 x 38	1,85-4,9	21,00
Landscaping		Length (ft)	ft/sqft	Dimensions (mm)	Length (m)	m/m²
	Luna Decking Hidden Fixing 5/4x4 White Ash	6' - 12'	3.20	26 x 89	1,85-3,7	10,50
	Luna Decking Hidden Fixing 5/4x5 White Ash	6' - 12'	2.53	26 x 114	1,85-3,7	8,29
	Luna Decking Hidden Fixing 5/4x6 White Ash	6' - 12'	2.09	26 x 140	1,85-3,7	6,85
	Luna Decking 5/4x4 White Ash	6' - 12'	3.20	26 x 89	1,85-3,7	10,50
	Luna Decking 5/4x5 White Ash	6' - 12'	2.53	26 x 114	1,85-3,7	8,29
	Luna Decking 5/4x6 White Ash	6' - 12'	2.09	26 x 140	1,85-3,7	6,85
Fixing		Dimensions				
Konekto N- Decking connector		80 pcs / box, Sales unit 3 boxes				
Solida1 Stainless steel self-tapping screw		5 x 2" (3,2 x 50mm), 500 pcs / box, 1 torx TX10				
Gumo K- Protection and isolation band		32 ft 9.7" (75mm) / roll, 10 rolls / box				

This document is provided for information purposes only. No liability or responsibility of any kind is accepted by Lunawood or their representatives, although Lunawood has used reasonable efforts to verify the accuracy of any advice, recommendation, or information. Lunawood reserves the right to alteration of its products, product information and product range without any notice.

